


Modular Protective Barrier - Models MPB

*An inexpensive and simple solution to solve
difficult safety barrier protection problems*

Product Overview

BLUFF
AN INTEGRATED WAREHOUSE SOLUTIONS BRAND

Safety Products



Manufactured and tested in compliance
ANSI Standard MH30.2



Innovative Products
Fast Lead Times

Features




- 20" single or 42" double rail design with guard rail lengths up to 10'
- 42" double rail protectors for pedestrian traffic
- Lightweight guard rails for easy lifting
- Protects personnel, machinery, pedestrians and non-powered vehicles by utilizing Modular Protective Barrier
- Columns are capped for finish
- Lift-out rail design allows access to areas quickly and safely
- Simple to install or cut custom sizes in the field

Modular Protective Barrier



Optional Features

- Optional anchor kit available for purchase
- Floor rail is optional. Refer item MPBPFLOORRAIL positioned 2" off ground to deter pallet jack entry
- Other standard colors are orange, blue, black and grey available upon request



Safety railing and post

