

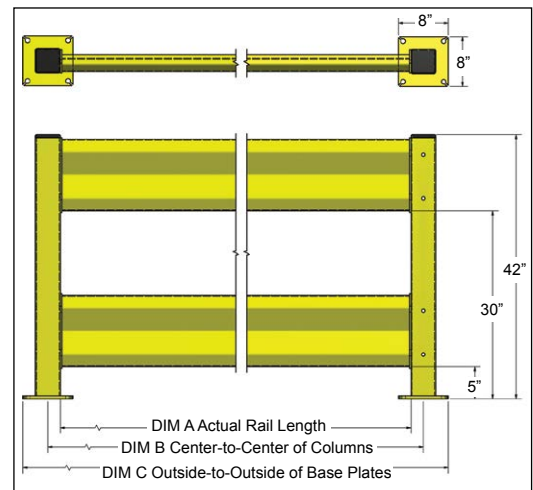
## Safety Equipment

Improve plant safety and efficiency by reducing the costs associated with employee injury, machine down time, insurance claims, and building repairs due to accidental collisions.

### TUFF GUARD SAFETY RAILING

- Ease of installation.
- 4" x 4" x 3/16" structural steel square tubing posts for mounting posts
- Plastic insert caps for mounting post closure and enhanced appearance
- Hardware for rail attachment included: 2 bolts per side (4 bolts per rail)
- Formed 10 gauge steel rails in lengths up to 12'
- Standard post heights: 18" and 42"
- 8" square base plates manufactured with 5/8" thick steel. Hardware includes four (ea.) 5/8" wedge anchors for concrete mounting
- Bolt fasteners are hidden behind the rail for a finished, clean look
- Railing that withstands impacts of up to a 10,000 pound load at 6 mph (with proper installation)
- Offset posts available

For information on Bluff's original Crash Guard, call 800-433-2212.



RAIL	DIMENSION A	DIMENSION B	DIMENSION C
SR2	20"	24"	32"
SR3	32"	36"	44"
SR4	44"	48"	56"
SR5	56"	60"	68"
SR6	68"	72"	80"
SR7	80"	84"	92"
SR8	92"	96"	104"
SR9	104"	108"	116"
SR10	116"	120"	128"
SR11	128"	132"	140"
SR12	140"	144"	152"



Safety Yellow



Gloss Orange



Blue Ribbon



Gloss Black

All Crash Guard products are available in four standard colors, custom colors and galvanized finish.

20141020

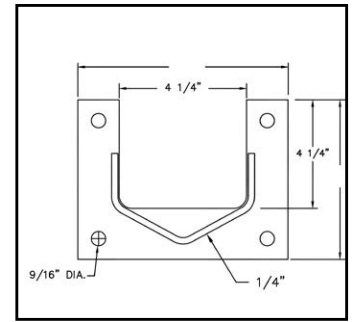


PO

**POST PROTECTOR (Model PO)**

Protects posts from damage.

- Various thickness protection available in 1/4", 3/8", and 1/2"
- Height protection available in 12", 18", and 24" (1/4PO12 shown on right)
- Standard models fit around rack posts up to 4" wide
- Base plates have four 9/16" mounting holes (fasteners not included). 1/2" anchors recommended



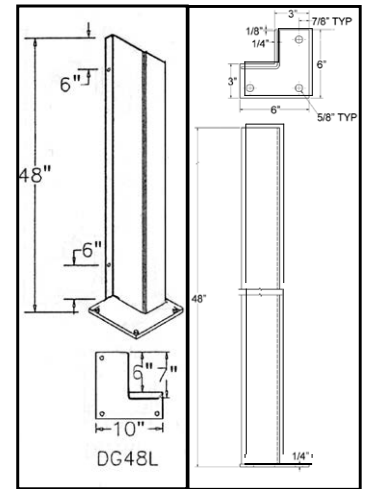
DG

DG48-3

**DOOR TRACK GUARD (DG & DG48-3)**

Protects overhead door tracks from damage. Wrap-around track design for free door operation. Chamfered edge for reduced risk of injury when lowering door.

- 3/16" thick steel
- DG has 3/8" x 10" x 10" steel base plate with 5/8" holes (fasteners not included)
- DG can be fastened to both floor and wall
- DG48-3 has 1/4" x 6" x 6" steel base plate and only fastens to floor (fasteners not included). 1/2" anchors recommended.
- DG48-3 is a smaller lighter model that allows for tighter fit around door track, or can be used as a corner protector.

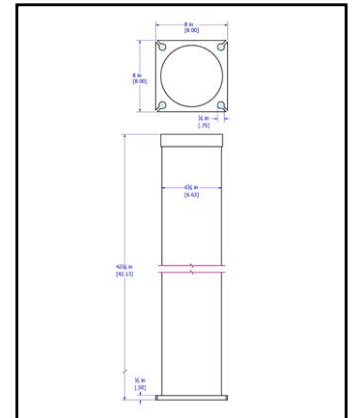


SRB

**BOLLARD (Model SRB)**

Protects personnel and machinery. Simply bolt into position—no concrete work required.

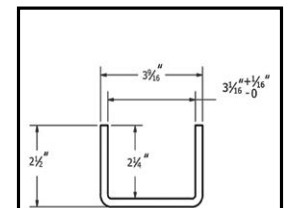
- 6" I.D. sch 40 pipe
- 42" high
- 10" x 10" x 5/8" base
- Black plastic cap
- 3/4" mount holes
- 5/8" anchors provided



CP

**BOLT-ON POST PROTECTOR (Model CP)**

- 42" standard height with any height available.
- Easily installed. No anchoring necessary.
- Bolts directly to the column for additional column support and for damaged post reinforcement

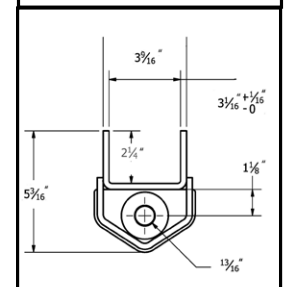


CPBN

**BOLT-ON BULLNOSE POST PROTECTOR (Model CPBN)**

Tapered design protects racks from costly damage from warehouse vehicles.

- Protects rack columns from damage
- Easily installed
- 24" – 42" height column protection
- Bolts directly to column (floor anchors optional)



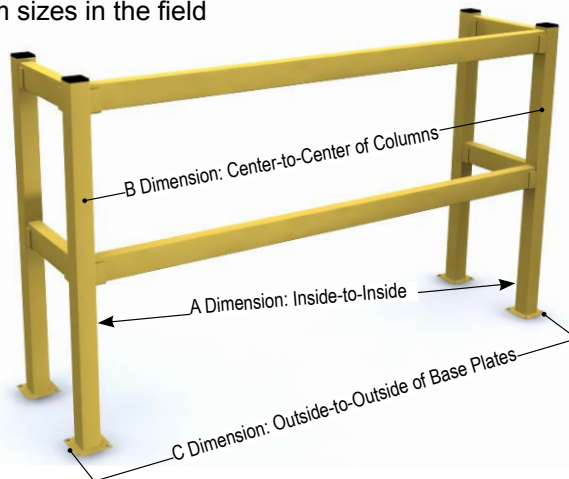
## MODULAR PROTECTIVE BARRIER



MPB

An inexpensive and simple solution to solving difficult safety barrier protection problems.

- Available in 20" single or 42" double post design with guard rail lengths up to 10'
- 42" double rail meets OSHA guidelines for rail protectors
- "Lift out" design allows temporary access to specific areas quickly and safely
- Simple to install or cut custom sizes in the field
- Installation hardware not included. 1/2" anchors recommended



MODEL	DESCRIPTION	DIM A	DIM B	DIM C	WEIGHT
MBPR4	4' RAIL	45"	48"	56"	18
MPBR6	6' RAIL	69"	72"	80"	27
MPBR8	8' RAIL	93"	96"	104"	37
MPBR10	10' RAIL	117"	120"	128"	46

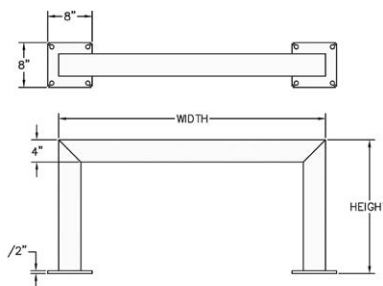
## MACHINE GUARD




MG

Provides superior protection for your facility and machinery from costly forklift damage.

- Fully welded unit creates barriers between traffic areas and valuable machinery
- Height protection available in 10", 24", and 42" sizes
- 4" square steel tubing comes with 1/2" x 8" x 8" base plates
- 5" square steel tubing comes with 1/2" x 10" x 10" base plates
- Quick and easy installation



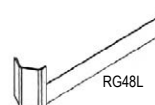
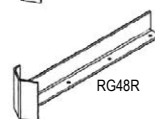
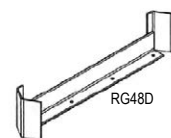
## RACK GUARD



A simple, inexpensive way to absorb fork truck impact that can damage valuable racks and products.

- Wrap-around feature protects rack from front and aisle damage
- Bolted to floor for extra stability
- Heavy duty design
- Hardware kits available (not included)
- 1/2" anchors are recommended

MODEL	DESCRIPTION	WEIGHT
RG48D	48" DOUBLE END RACK GUARD	80
RG48L	48" LEFT END RACK GUARD	65
RG48R	48" RIGHT END RACK GUARD	65



## SAFETY EQUIPMENT



9 x (12" x 12") tiles  
pre-assembled with  
beveled edge

### Safety Kit for Eyewash Stations

This kit includes Modular Protective Barrier and anti-slip matting in an easy-to-install combo kit (excludes plumbing fixtures).

### Safety Cage Model SG

Welded, all-steel man cage with OSHA rail height of 42". Welded ladder and fork pockets for secure lift. Configuration customizable for your needs.




### Slab Handling Equipment Model AFRAME

Heavy duty A-Frame support for display or transportation of heavy slabs such as granite. Designed with maximum safety measures.



### Forklift Stabilization Safety Kits

Used to ensure safety and stability when working on forklift maintenance by controlling hazardous energy. Forklift Kit A contains 19 pieces including an easy-to-carry bag, and the basic composite cribbing and wheel chocks useful for safely working on forklifts. Cribbing sizes range from 9" to 48" to support forklift base and mast with secure fit. Also included are Wheel Chocks to keep forklift from rolling, and 2 clamps to secure mast blocks to the mast.



### Gas Cylinder Pallets Model GCP

Designed of steel for durability and stability. Design can be customized to safely secure gas cylinders for transport. Detailed cut-out logo available to help prevent loss.